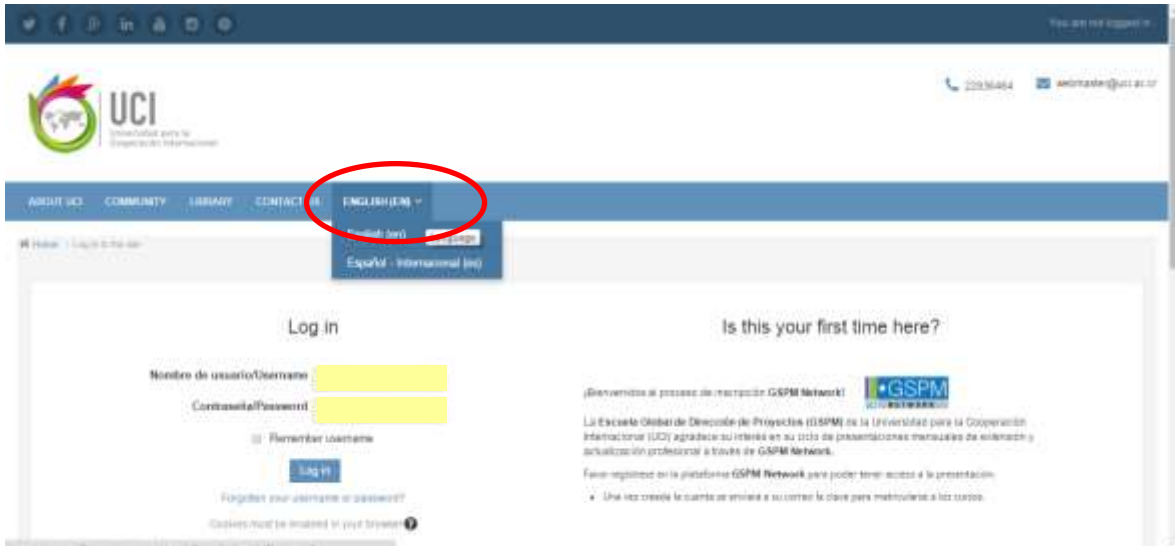


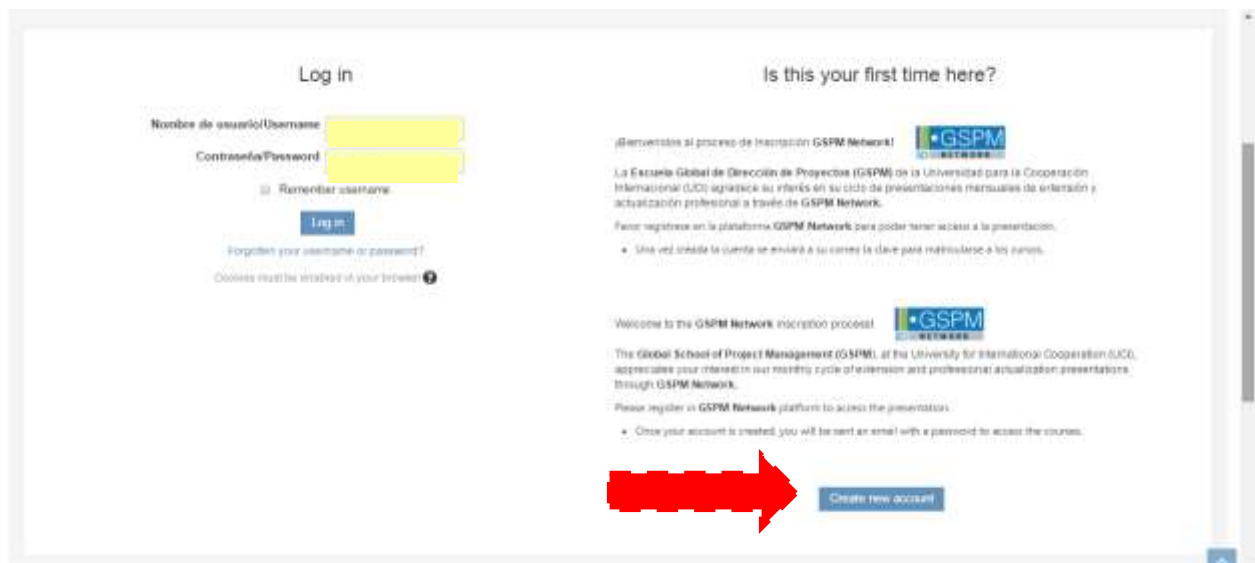
1. Access the platform in this link:

<http://www.campusuci2.com/ucigspm.network/login/index.php>

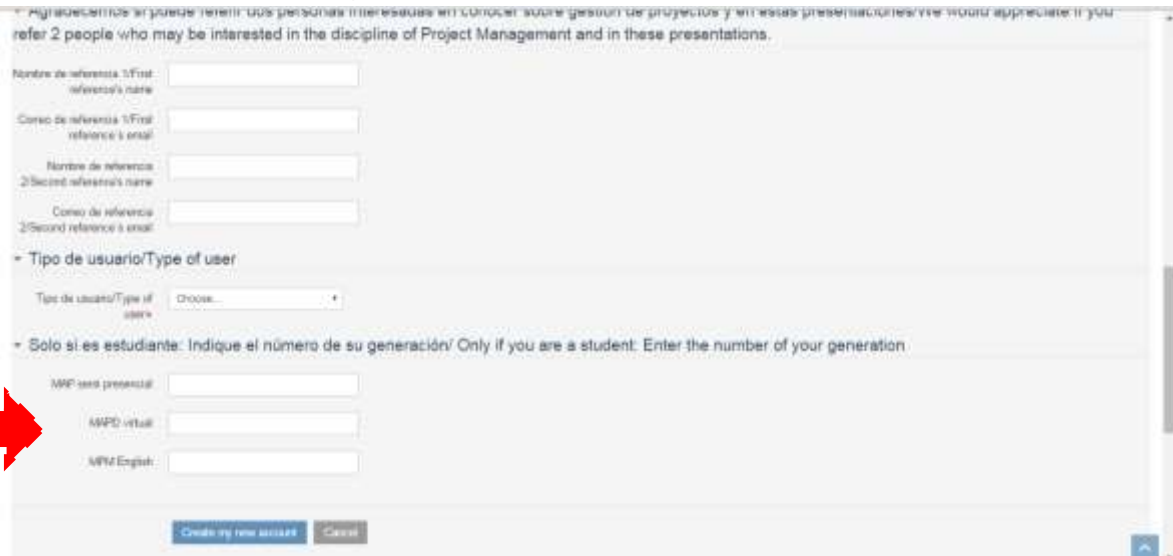
2. To change the language to English, go to the Menu located under the UCI logo. Click on the option you prefer.



3. If you don't have already an account, click on "Create a new account". If you already have an account in this platform, please log in with your username and password (**the username and password are different from the one you use on the courses**).



- a. Fill the form with all the information required. If you are an active student, please enter the number of your generation at the bottom of the form, in the MPM English space.



Agredecemos si puede referirnos personas interesadas en conocer sobre gestión de proyectos y en estas presentaciones/We would appreciate if you refer 2 people who may be interested in the discipline of Project Management and in these presentations.

Nombre de referencia 1/First reference's name:

Correo de referencia 1/First reference's email:

Nombre de referencia 2/Second reference's name:

Correo de referencia 2/Second reference's email:

- Tipo de usuario/Type of user

Tipo de usuario/Type of user:

- Solo si es estudiante: Indique el número de su generación/ Only if you are a student: Enter the number of your generation

MPM user personal:

MPM virtual:

MPM English:

- b. You will receive an email (please check in the “Spam” section if you don’t find it in the main section).

Hi [redacted]
Welcome to the GSPM Network registration process!

The Global School of Project Management (GSPM), at the University for International Cooperation (UCI), appreciates your interest in our monthly cycle of extension and professional actualization presentations through GSPM Network. To confirm your new account, please go to this web address: <http://www.campusuci2.com/ucigspm.network/login/confirm.php?data=O22RQOqOogsNo1p/asoleyt> (Note: In most mail programs, this should appear as a blue link which you can just click on. If that doesn't work, then cut and paste the address <http://www.campusuci2.com/ucigspm.network/login/confirm.php?data=O22RQOqOogsNo1p/asoleyt> into the address line at the top of your web browser window)

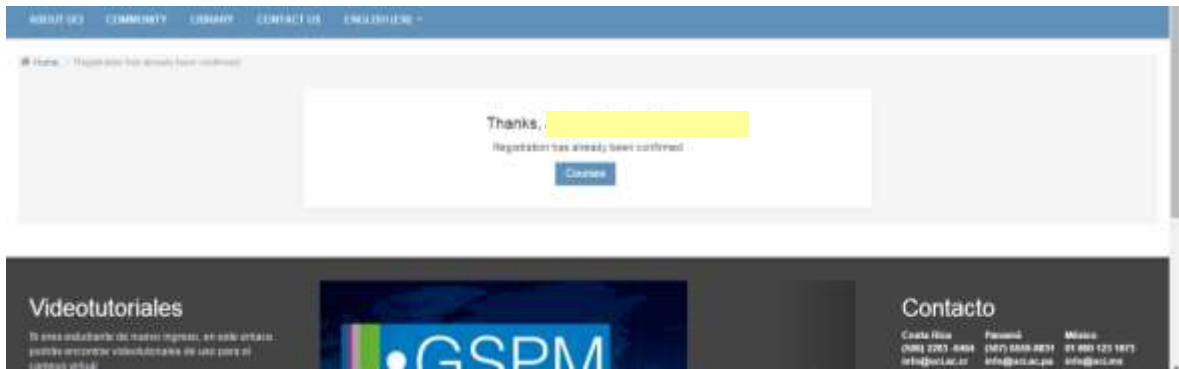
In order to enroll in your courses you will be asked the password below:

PASSWORD: ucigspmnet

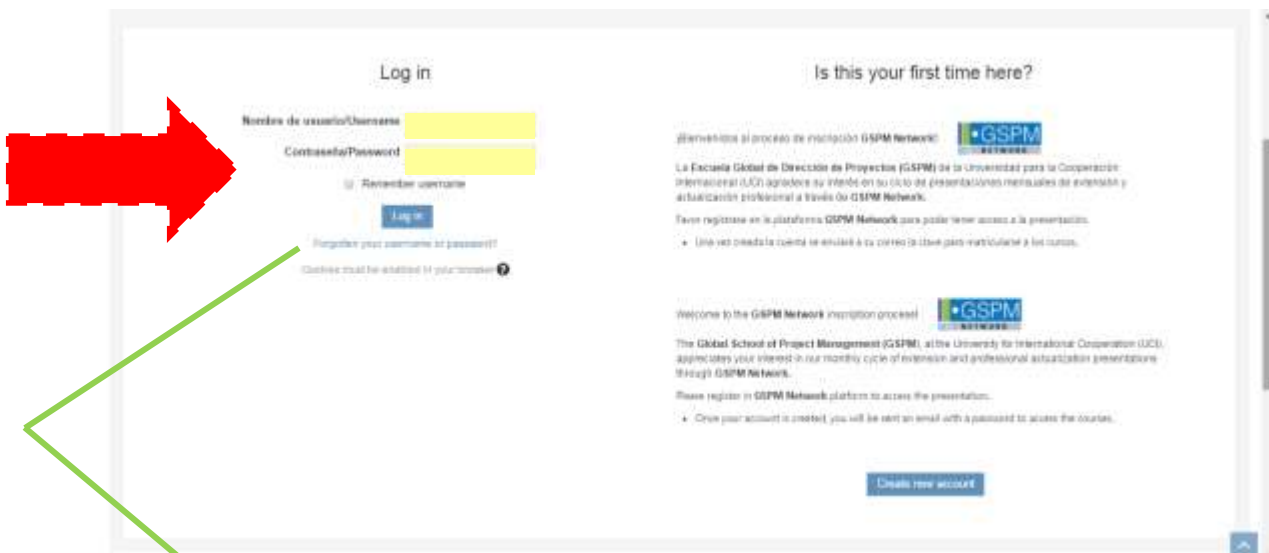
Important: The username and password for the presentations will be exclusive to the GSPM Network platform. The other usernames you may have in the GSPM virtual campus will not work to have access to GSPM Network presentations.

If you need help, please contact the site administrator: webmaster@uci.ac.cr.

- c. Read the email and confirm your account with the web address that is indicated in the text. **If you skip this step, you are not going to be able to log in. Once you have confirmed your account, the webpage will look as follows:

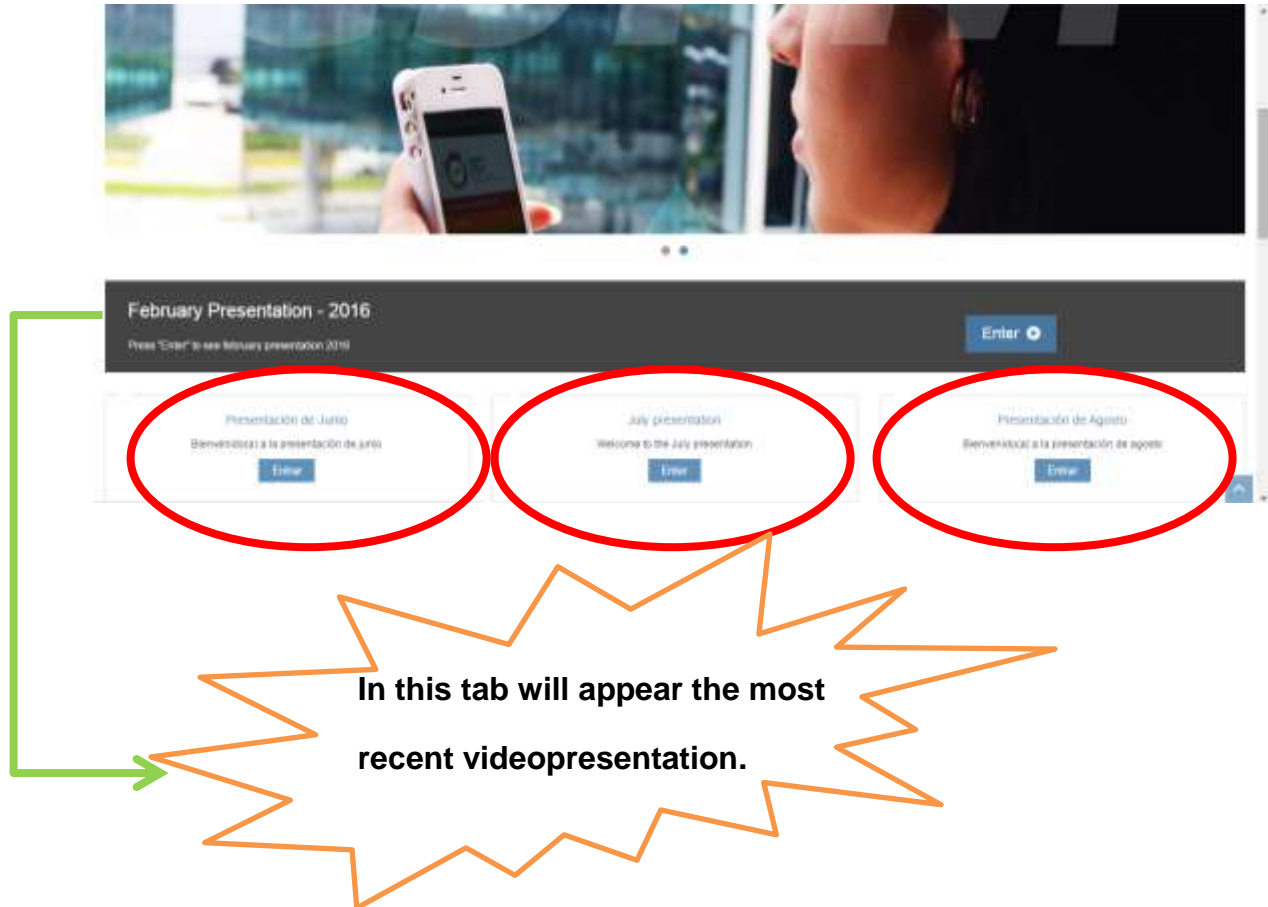


4. Log in.



- a. If you don't remember your username and/or your password, please request a new one at "Forgotten your username or password?". You may request a new password by writing your username or your email address. You will receive an email with the new information.

5. All the video presentations that have been presented before are available to the public. You will need to enter the one you desire.





6. Other ways to access GSPM-Network:

Besides the direct GSPM-Network link (<http://www.campusuci2.com/ucigspm.network/login/index.php>) you have two other ways to access the platform:

a. From the GSPM website www.ucigspm.com/en main page.



b. If you are a regular student, you may access from the MPM courses platform. In the Menu there is a direct link to the GSPM-Network platform.

